



lumini Solucoes em Iluminacao LTDA  
www.lumini.com.br  
Email:laboratorio@lumini.com.br  
Tel:+55 11 3437-5555 Fax:+55 11 3437-5555  
Address:Rua Ferreira Viana, 716 - Socorro - São Paulo/SP

---

## lumini

---

LumCAT:

Luminaire: micro bauhaus 90 f

LampCAT: modulo led tr 9W 27K irc 90

Ballast type:

Report No:

Voltage(V): 127.0000

Test No:

Current(A): 0.0720

Number of Lamps: 1

Power (W): 8.6800

Lamp flux(lm): 525.0

PF: 0.9300

Length(mm): 95

Width(mm): 95

Phm Type: C

Height(mm): 0

---

## Photometric Results

---

Lumens(lm): 349.12, Efficiency(%): 66.50% , Luminous Efficacy(lm/W): 40.22

Central intensity(cd): 178.359, Maximum intensity(cd): 178.359

Angle of maximum intensity: C=0.0  $\gamma$ =0.0

Beam angle of C0 plane : 90.58

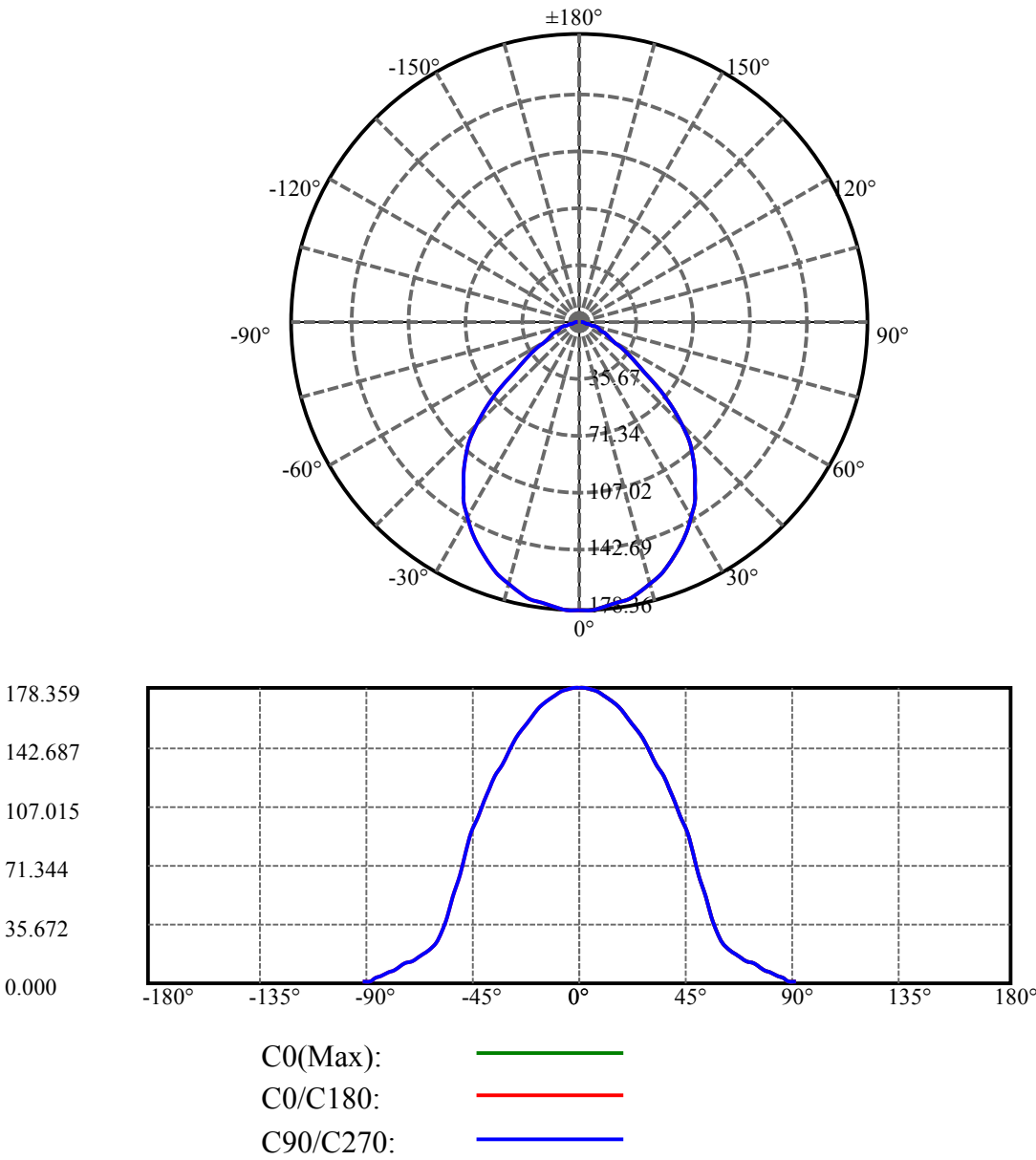
Aveage BeamAngle(IEC 61341):90.58

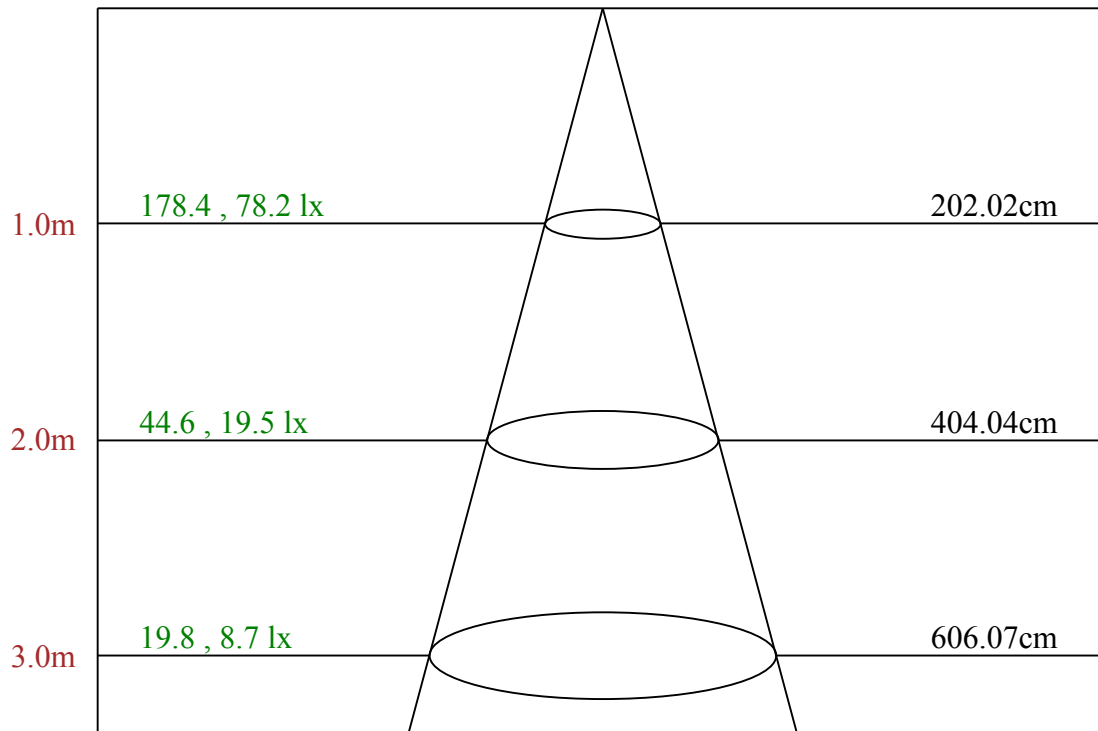
---

Equipment: equipamento lumini  
Temperature(°C): 25.5

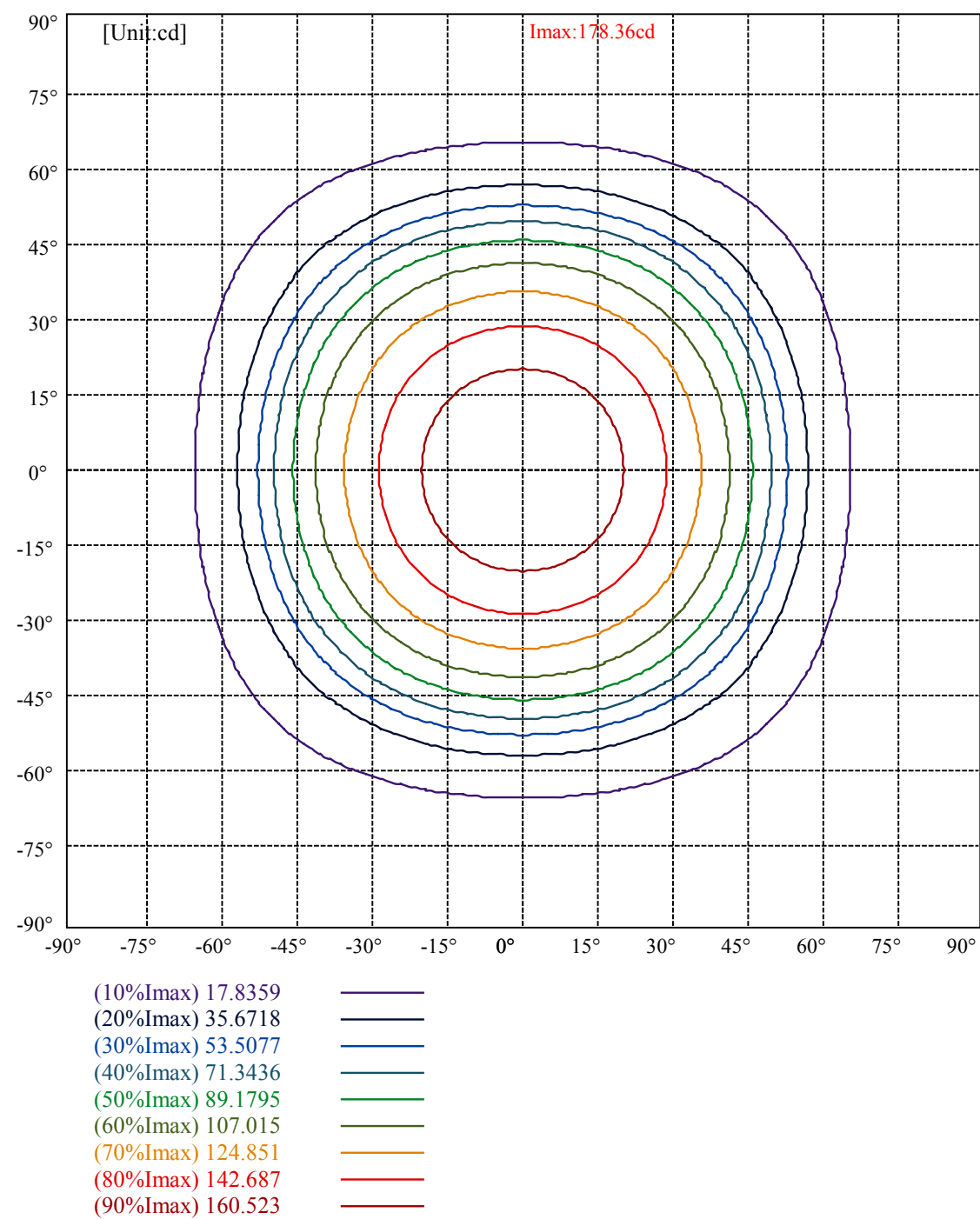
Date: 6/7/2024  
Humidity(%): 55.0%

Operator: 01  
Distance(m): 6.90





Max , Ave      Beam angle of C0 plane 90.58



# lumini

## Luminance Limiting Curve(no luminous side)

Appendix Page: 5 Total:6

Luminance Table

$\gamma$	45	50	55	60	65	70	75	80	85
C0	14162	11330	7773	5405	4555	4367	4268	3972	3571
C45	14162	11330	7773	5405	4555	4367	4268	3972	3571
C90	14162	11330	7773	5405	4555	4367	4268	3972	3571

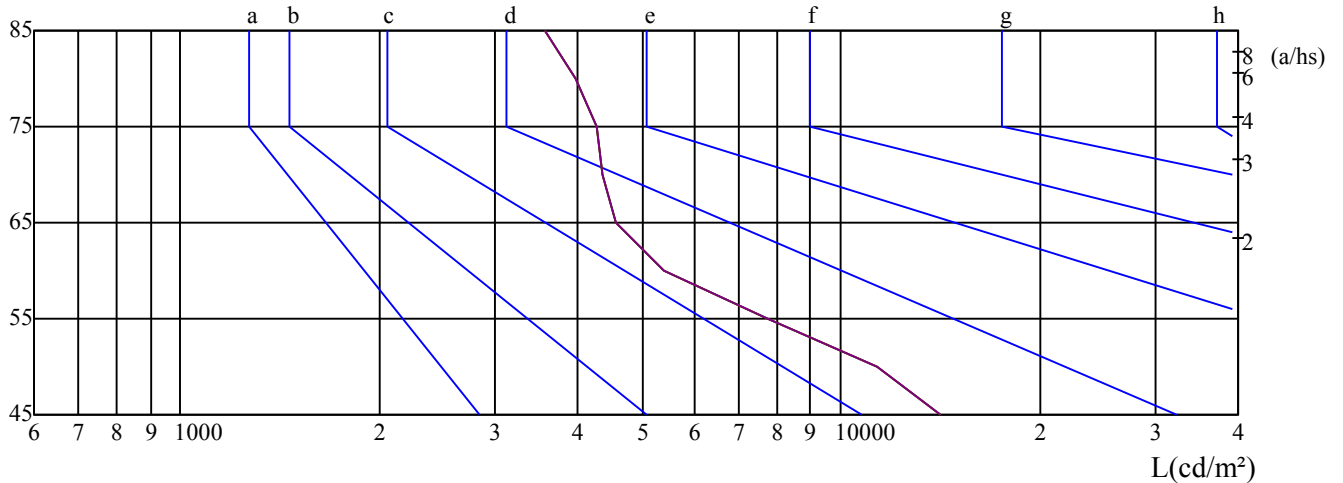
L(Hor)(65)	L(Ver)(65)	L45(65)	L(Hor)(75)	L(Ver)(75)	L45(75)	L(Hor)(85)	L(Ver)(85)	L45(85)
4555	4555	4555	4268	4268	4268	3571	3571	3571

Glare Table

Glare	Quality	Service Values Illuminance(lx)							
1.15	A	2000	1000	500	<=300				
1.5	B		2000	1000	500	<=300			
1.85	C			2000	1000	500	<=300		
2.2	D				2000	1000	500	<=300	
2.55	E					2000	1000	500	<=300
		a	b	c	d	e	f	g	h

Luminance Limiting Curve

$\gamma(^{\circ})$



C0 ———

C45 ———

C90 ———

Equipment: equipamento lumini  
Temperature( $^{\circ}\text{C}$ ): 25.5

Date: 6/7/2024  
Humidity(%): 55.0%

Operator: 01  
Distance(m): 6.90

Illumination assessment according UGR											
Rf of Ceiling	70	70	50	50	30	70	70	50	50	30	
Rf of Wall	50	30	50	30	30	50	30	50	30	30	
Rf of Floor	20	20	20	20	20	20	20	20	20	20	
Room dimensions		Viewed crosswise					Viewed endwise				
X	Y										
2H	2H	19.99	21.41	20.35	21.73	22.04	19.91	21.33	20.27	21.65	21.96
	3H	20.46	21.73	20.84	22.07	22.41	20.37	21.64	20.75	21.98	22.32
	4H	20.71	21.89	21.10	22.24	22.61	20.62	21.81	21.02	22.16	22.52
	6H	20.95	22.05	21.36	22.42	22.81	20.87	21.97	21.28	22.34	22.73
	8H	21.02	22.07	21.43	22.45	22.85	20.94	22.00	21.36	22.37	22.78
	12H	21.06	22.07	21.48	22.45	22.86	20.99	21.99	21.41	22.38	22.79
4H	2H	20.18	21.36	20.57	21.71	22.08	20.11	21.29	20.50	21.64	22.01
	3H	20.80	21.80	21.22	22.18	22.59	20.72	21.72	21.14	22.10	22.51
	4H	21.22	22.09	21.65	22.51	22.95	21.15	22.02	21.58	22.43	22.87
	6H	21.55	22.33	22.02	22.77	23.22	21.49	22.26	21.95	22.70	23.15
	8H	21.70	22.42	22.18	22.87	23.34	21.64	22.36	22.12	22.81	23.28
	12H	21.81	22.48	22.29	22.92	23.43	21.76	22.43	22.24	22.87	23.38
8H	4H	21.33	22.05	21.81	22.50	22.97	21.27	21.99	21.74	22.44	22.90
	6H	21.80	22.40	22.29	22.87	23.37	21.74	22.34	22.23	22.81	23.31
	8H	22.07	22.60	22.59	23.11	23.60	22.02	22.55	22.54	23.06	23.55
	12H	22.26	22.70	22.78	23.21	23.72	22.21	22.65	22.74	23.16	23.67
12H	4H	21.34	22.01	21.82	22.45	22.96	21.28	21.95	21.76	22.39	22.90
	6H	21.89	22.41	22.41	22.93	23.42	21.83	22.36	22.35	22.87	23.36
	8H	22.16	22.61	22.69	23.12	23.63	22.12	22.56	22.64	23.07	23.58
Variation with the observer position at spacings:											
S = 1.0H		0.6/-1.2					0.6/-1.2				
S = 1.5H		1.3/-2.1					1.3/-2.1				
S = 2.0H		2.4/-2.1					2.4/-2.1				
Standard tables:		BK3					BK3				
Uncorrected UGR		3.4					3.4				

依据CIE Publ. 117 计算 UGR, S/H = 0.25